




- EMI, RFI, ESD Protection
- Grounding Straps
- Engine Dress-Up
- Complies With  
CID A-A-59569
- Extreme Blowout  
Protection
- Expands For Easy  
Installation
- Cut And Abrasion  
Resistant



Cut Cleanly  
Shears

**Material**

**Silver Plated**

**Grade**

**MBS**

**Wire Thickness**

**.005" - .010"**

**Put-Ups**

Nominal Size	Part #	Wall Thickness	Wire Thickness	Bulk Spool	Shop Spool	Available Colors	Lbs/100'
1/16"	MBS0.06SV	0.013"	0.005"	250'	100'	Silver (SV)	0.40
7/64"	MBS0.11SV	0.013"	0.005"	250'	100'	Silver (SV)	0.80
1/8"	MBS0.13SV	0.013"	0.005"	250'	100'	Silver (SV)	1.00
5/32"	MBS0.16SV	0.013"	0.005"	250'	100'	Silver (SV)	2.10
11/64"	MBS0.17SV	0.013"	0.005"	250'	100'	Silver (SV)	1.35
13/64"	MBS0.20SV	0.020"	0.008"	250'	100'	Silver (SV)	2.50
1/4"	MBS0.25SV	0.013"	0.005"	250'	100'	Silver (SV)	2.20
3/8"	MBS0.38SV	0.013"	0.005"	250'	100'	Silver (SV)	3.30
1/2"	MBS0.50SV	0.013"	0.005"	100'	50'	Silver (SV)	3.50
5/8"	MBS0.63SV	0.016"	0.006"	100'	50'	Silver (SV)	3.60
25/32"	MBS0.78SV	0.013"	0.005"	100'	50'	Silver (SV)	7.35
7/8"	MBS0.88SV	0.025"	0.010"	100'	50'	Silver (SV)	10.30
1"	MBS1.00SV	0.025"	0.010"	100'	50'	Silver (SV)	13.15
1 1/8"	MBS1.13SV	0.025"	0.010"	100'	50'	Silver (SV)	13.80
1 1/4"	MBS1.25SV	0.025"	0.010"	100'	50'	Silver (SV)	16.50
1 3/8"	MBS1.38SV	0.025"	0.010"	100'	50'	Silver (SV)	16.90
1 1/2"	MBS1.50SV	0.025"	0.010"	100'	50'	Silver (SV)	18.40
2"	MBS2.00SV	0.025"	0.010"	100'	50'	Silver (SV)	22.70
2 1/4"	MBS2.25SV	0.025"	0.010"	100'	50'	Silver (SV)	23.60

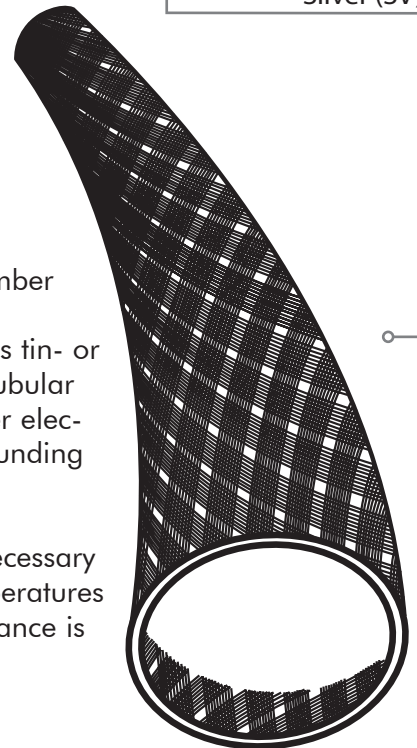
**Flexo Silver Plated For Intense Shielding  
And Grounding Environments**

FLEXO SILVER PLATED COPPER BRAID (MBS) is made to conform to AA59569 and ASTM-B298. MBS products are produced with a minimum plating thickness of 40 micro-inches.

Federal Specification QQ-B-575C, dated September 22, 1993 was replaced on November 20, 2000 and replaced by Commercial Item Description (CID) A-A-59569. This CID covers tin- or silver-plated copper wire braids supplied in tubular or flat form intended for use as shielding over electrical conductors, controller contacts and grounding bonds.

USE: Silver plating, in lieu of tin plating, is necessary when the shielding is to be subjected to temperatures exceeding 302°F or if special corrosion resistance is required.


Colors Available:  
Silver (SV)



[www.techflex.com](http://www.techflex.com)

800.323.5140 • 973.300.9242 • fax: 973.300.9409  
104 Demarest Road • Sparta, NJ 07871






## FLAMMABILITY

Rating \_\_\_\_\_ Non Flammable

Melt Point  
ASTM D-2117  
Copper 1,981°F (1,083°C)  
Silver 1,762°F (961°C)



## CHEMICAL RESISTANCE

1=No Effect                      4=More Affected  
2=Little Effect                5=Severely Affected  
3=Affected

Aromatic Solvents \_\_\_\_\_ 1  
Aliphatic Solvents \_\_\_\_\_ 1  
Chlorinated Solvents \_\_\_\_\_ 1  
Weak Bases \_\_\_\_\_ 1  
Salts \_\_\_\_\_ 1  
Strong Bases \_\_\_\_\_ 2  
Salt Water 0-S-1926 \_\_\_\_\_ 1  
Hydraulic Fluid MIL-H-5606 \_\_\_\_\_ 1  
Lube Oil MIL-L-7808 \_\_\_\_\_ 1  
De-Icing Fluid MIL-A-8243 \_\_\_\_\_ 1  
Strong Acids \_\_\_\_\_ 5  
Strong Oxidants \_\_\_\_\_ 5  
Esters/Ketones \_\_\_\_\_ 1  
UV Light \_\_\_\_\_ 2  
Petroleum \_\_\_\_\_ 2  
Fungus ASTM G-21 \_\_\_\_\_ 2  
Halogen Free \_\_\_\_\_ Yes  
RoHS \_\_\_\_\_ Yes

## PHYSICAL PROPERTIES

Monofilament Diameter \_\_\_\_\_ .005-.010  
ASTM D-204  
Flammability Rating \_\_\_\_\_ Non Flammable  
Recommended Cutting \_\_\_\_\_ Shears  
Colors \_\_\_\_\_ 1  
Wall Thickness \_\_\_\_\_ .013-.025  
Specific Gravity ASTM D-792 \_\_\_\_\_ 8.9  
Moisture Absorption \_\_\_\_\_ NA  
% ASTM D-570

Nominal Size	Part #	AWG of Ends	Carriers	Wires Per Carrier	Current Capacity Amps
1/16"	MBS0.06SV	36	24	2	11
7/64"	MBS0.11SV	36	24	4	19
1/8"	MBS0.13SV	36	24	5	25
5/32"	MBS0.16SV	36	24	10	40
11/64"	MBS0.17SV	36	24	7	32
13/64"	MBS0.20SV	32	24	5	46
1/4"	MBS0.25SV	36	24	16	53
3/8"	MBS0.38SV	36	48	5	53
1/2"	MBS0.50SV	36	48	11	62
*5/8"	MBS0.63SV	34	48	8	64
25/32"	MBS0.78SV	36	48	18	88
7/8"	MBS0.88SV	30	48	7	100
1"	MBS1.00SV	30	48	8	120
1 1/8"	MBS1.13SV	30	48	9	130
*1 1/4"	MBS1.25SV	30	48	10	145
1 3/8"	MBS1.38SV	30	48	11	150
1 1/2"	MBS1.50SV	30	48	12	165
2"	MBS2.00SV	30	48	14	180
*2 1/4"	MBS2.25SV	30	48	16	190

\*Not on Spec - CID A-A-59569 (formerly Mil Spec QQB-575)